


iPhone Debugging Cable do it yourself - or die trying

Stefan Horst <stefan.horst@sektioneins.de>


Start with the FTDI cable

- solder the wires to this pins:
 - RX -> pin 12
 - TX -> pin 13
 - GND -> pin 11




USB Cable next

- USB Connections:
 - GND -> pin 16
 - Power -> pin 23
 - Data - -> pin 25
 - Data + -> pin 27



Resistor Connection

- 470k Ω Resistor connection:
 - pin 1 -> pin 21



Finished Product

